

Product catalogue

Concrete Cutting & Drilling Machines



Contents



Wall saws

page 3 - 11



Drill rigs

page 12 - 15



Wire saws

page 16 - 21



Plunge saws

page 22 - 24



Modular system

page 25 - 28



Hydraulic powerpack & accessories

page 29 - 31

Imprint

Media owner and publisher: BRAUN Maschinenfabrik Gesellschaft m.b.H., Gmundner Straße 76, 4840 Vöcklabruck, Austria

Responsible for content: Siegfried Übleis

Concept and graphic design: BRAUN Maschinenfabrik

images: BRAUN Maschinenfabrik

mail: bsbm@braun.at, web: www.braun.at


Errors and printing errors excepted | 03.2018

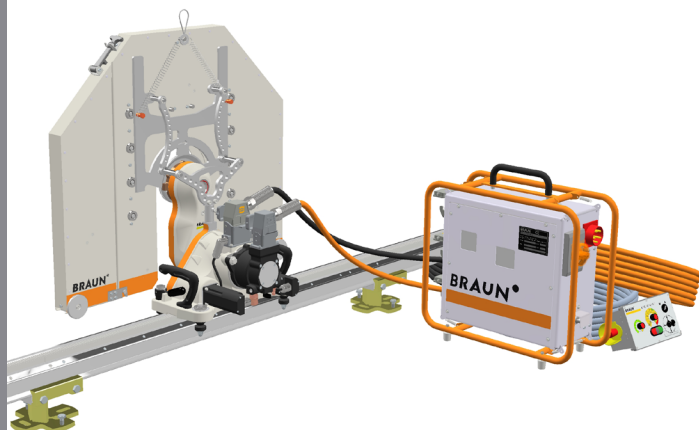
The images shown are for illustration only, products may vary from illustrated images.

Wall saws

The benefits at a glance

- high cutting performance thanks to high-tech drive units
 - short set-up times due to quick mounting system
 - high cutting accuracy, by specially designed torsion-resistant tracks
 - highly versatile - from wall shaver to circle wire saw within one wall saw
 - low maintenance costs due to changeable single components
 - various mounting possibilities





TITAN LIGHT

11 kW

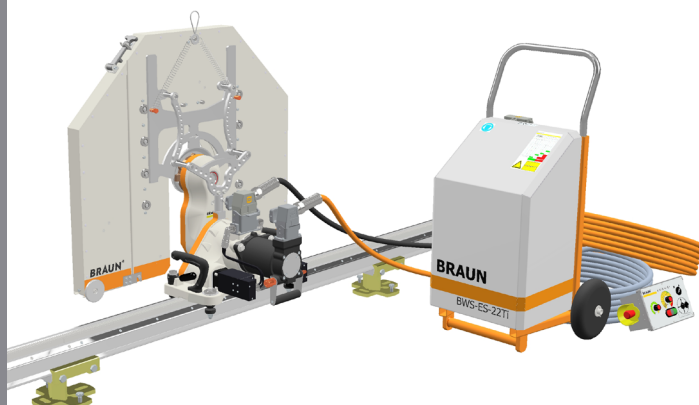
up to Ø 1200 mm

electrically driven

Art. No.: 026720

Set consist of:

- 1x saw head
- 1x control unit & handpanel with joystick
- 1x set of cables
- 1x track 1500 mm
- 1x track 1000 mm
- 3x track foot normal cut
- 1x blade cover normal cut Ø 800 mm
- 1x flange flush cut
- 1x flange normal cut
- 1x toolbox



TITAN

18 kW

up to Ø 1500 mm

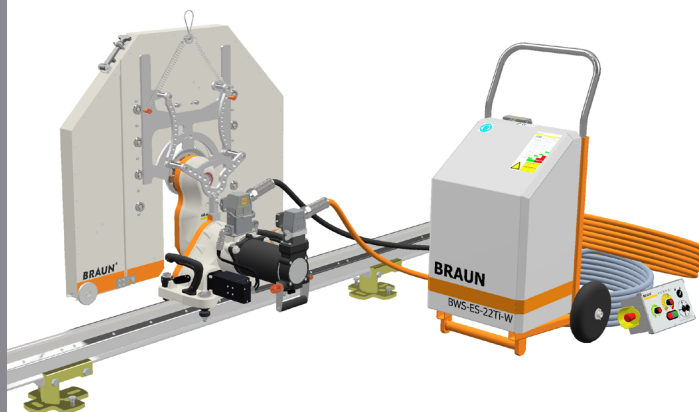
electrically driven

Art. No.: 019019

Set consist of:

- 1x saw head
- 1x control unit & handpanel with joystick
- 1x set of cables
- 1x track 2250 mm
- 1x track 1500 mm
- 4x track foot normal cut
- 1x blade cover normal cut Ø 800 mm
- 1x flange flush cut
- 1x flange normal cut
- 1x toolbox

optionally with remote servicing available



TITAN POWER

22 kW

up to Ø 2000 mm (floor cutting)

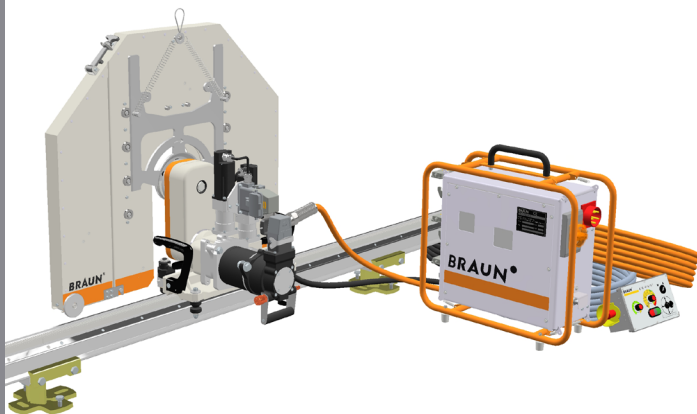
electrically driven

Art. No.: 019284

Set consist of:

- 1x saw head
- 1x control unit & handpanel with joystick
- 1x cable set
- 1x track 2250 mm
- 1x track 1500 mm
- 4x track foot normal cut
- 1x blade cover normal cut Ø 800 mm
- 1x flange flush cut
- 1x flange normal cut
- 1x toolbox

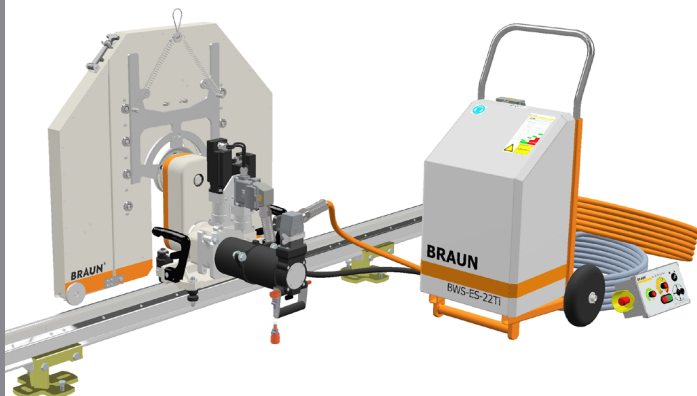
optionally with remote servicing available



BWS12-S
11 kW
up to Ø 1200 mm
electrically driven
Art. No.: 026697

Set consist of:

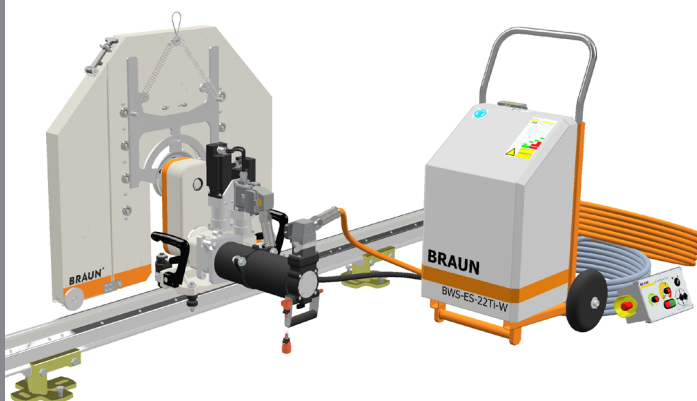
- 1x saw head
- 1x control unit & handpanel with joystick
- 1x set of cables
- 1x track 1500 mm
- 1x track 1000 mm
- 3x track foot normal cut
- 1x blade cover normal cut Ø 800 mm
- 1x flange flush cut
- 1x flange normal cut
- 1x toolbox



BWS15-Ti
18 kW
up to Ø 1500 mm
electrically driven
Art. No.: 026718

Set consist of:

- 1x saw head
- 1x control unit & handpanel with joystick
- 1x set of cables
- 1x track 2250 mm
- 1x track 1500 mm
- 4x track foot normal cut
- 1x blade cover normal cut Ø 800 mm
- 1x flange flush cut
- 1x flange normal cut
- 1x toolbox



BWS15-TiP
22 kW
up to Ø 2000 mm
electrically driven
Art. No.: 026695

Set consist of:

- 1x saw head
- 1x control unit & handpanel with joystick
- 1x set of cables
- 1x track 2250 mm
- 1x track 1500 mm
- 4x track foot normal cut
- 1x blade cover normal cut Ø 800 mm
- 1x flange flush cut
- 1x flange normal cut
- 1x toolbox



BWS15-HS 22

22 kW


up to Ø 1500 mm

hydraulically driven

Art. No.: 029395

Set consist of:

- 1x saw head
- 1x control unit & handpanel with joystick
- 1x hydraulic powerpack & hose kit
- 1x set of cables
- 1x track 2250 mm
- 1x track 1500 mm
- 4x track foot normal cut
- 1x blade cover normal cut Ø 800 mm
- 1x flange flush cut
- 1x flange normal cut
- 1x toolbox



BWS15-HS 26

26 kW

up to Ø 2000 mm

hydraulic driven

Art. No.: 029396

Set consist of:

- 1x saw head
- 1x control unit & handpanel with joystick
- 1x hydraulic powerpack & hose kit
- 1x set of cables
- 1x track 2250 mm
- 1x track 1500 mm
- 4x track foot normal cut
- 1x blade cover normal cut Ø 800 mm
- 1x flange flush cut
- 1x flange normal cut
- 1x toolbox

Tool box

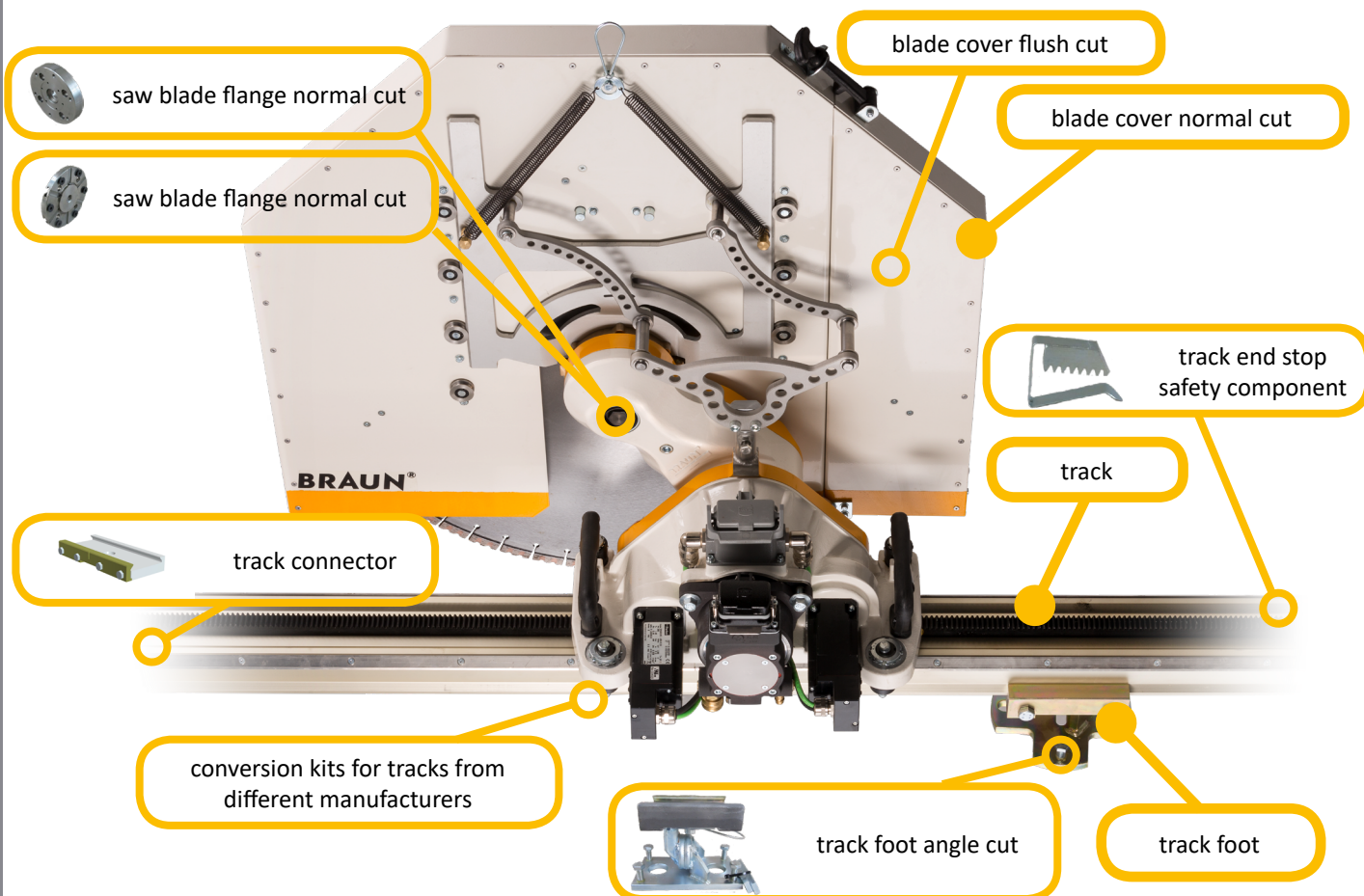
included in sets and within complete saw heads

Art. No.: 019031

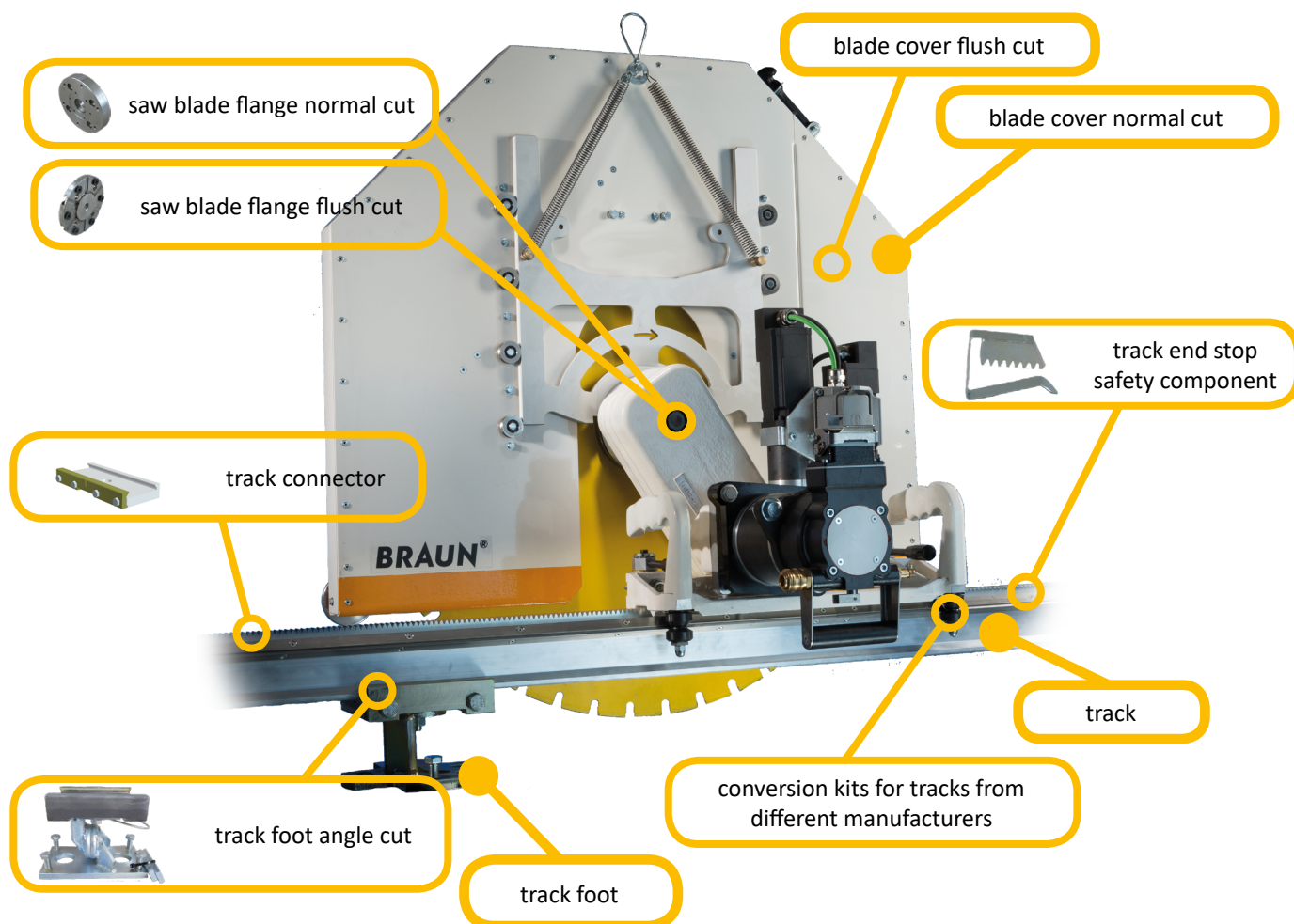
Set consist of:

- 1x socket wrench 24
- 1x spanner set (13/15, 16/17, 18/19, 36)
- 1x double-end box wrench (17/19)
- 2x C-wrench (KM3, KM5)
- 1x grease gun 100ccm
- 1x hex socket spanner set (2.5 - 6mm)
- 1x counterflange incl. screw
- 1x multimeter
- 1x socket LW13
- 1x coupling LW13





accessories	TITAN series article number	BWS series article number
track L = 750 mm	004435	
track L = 1000 mm	004436	
track L = 1500 mm	004437	
track L = 2250 mm	004438	
more lengths available on request		
track foot normal cut	021753	
track foot angle cut	004440	
track connector	007762	
track end stop	005379	
blade cover normal cut Ø 800 mm	004441	
blade cover normal cut Ø 1000 mm	005698	
blade cover normal cut Ø 1200 mm	004442	
blade cover normal cut Ø 1500 mm	007956	
blade cover normal cut Ø 2000 mm	017932	
blade cover flush cut Ø 800 mm	004443	
blade cover flush cut Ø 1000 mm	005696	
blade cover flush cut Ø 1200 mm	004444	
blade cover flush cut Ø 1500 mm	007957	
blade cover flush cut Ø 2000 mm	017974	



accessories	TITAN series article number	BWS series article number
saw blade flange normal cut	017622	020383
saw blade flange normal cut thick same dowel dimension as BWS	021071	-
counter flange incl. screw	-	004371
saw blade flange flush cut BRAUN Standard	020724	
saw blade flange flush cut Hydrostress	017170	
saw blade flange flush cut Hilti	018308	
conversion kit for tracks Hydrostress	017890	012292
conversion kit for tracks Cedima	019150	-
trackroller for tracks Hilti (4 pcs. required)	006011	



control unit
BWS-ES-11Ti

Art. No.: 026621

suitable for:
TITAN LIGHT
BWS12-S



control unit
BWS-ES-22Ti


Art. No.: 022619

suitable for:
TITAN
BWS15-Ti



control unit
BWS-ES-22Ti-W
water cooled
Art. No.: 017939

suitable for:
TITAN POWER
BWS 15-TiP



control unit
BWS-ES-RSL


Art. No.: 029439

suitable for:
BWS15-HS22
BWS15-HS26



handpanel with joystick
incl. connection cable
10 m
Art. No.: 020755

suitable for:
TITAN LIGHT
TITAN
TITAN POWER
BWS12-S
BWS15-Ti
BWS15-TiP
BWS15-HS22
BWS15-HS26



supply cable
for tool drive Ti/HF
10 m

Art. No.: 020774

suitable for:
TITAN LIGHT
TITAN
TITAN POWER
BWS12-S
BWS15-Ti
BWS15-TiP

connection cable
for feed drive unit
10 m
Art. No.: 015882




suitable for:
TITAN
TITAN POWER
BWS15-Ti
BWS15-TiP
BWS15-HS22
BWS15-HS26

Art. No.: 026628

suitable for:
TITAN LIGHT
BWS 12-S

tool drive motor
BSM11-Ti 11kW
watercooled




TITAN Serie
Art. No.: 026670
BWS Serie
Art. No.: 026024

tool drive motor
BSM 18-Ti 18 kW
watercooled



TITAN Serie
Art. No.: 017330
BWS Serie
Art. No.: 027630

tool drive motor
BSM-22Ti 22kW
watercooled




TITAN Serie
Art. No.: 017719
BWS Serie
Art. No.: 026789

saw head **TITAN**
incl. feed drive unit
without tool drive motor
Art. No.: 017376




suitable for:
TITAN LIGHT
TITAN
TITAN POWER

saw head BWS
incl. feed drive unit
without tool drive motor
Art. No.: 020868




suitable for:
BWS 12-S
BWS 15-Ti
BWS 15-TiP



sawhead BWS15-HS
incl. feed drive unit

Art. No.: 029442

suitable for:
BWS15-HS22
BWS15-HS26




saw head BWS-H
fully-hydraulic driven

available upon request



vacuum pump
incl. hose kit
for up to 4 vacuum plates
Art. No.: 029217



vacuum plate B2V-S
incl. safety valve
for track mounting
Art. No.: 001321

Fully hydraulic driven saws are available upon request.

Further technical details can be found in the respective brochures,
which are available for download on our website.

We would be glad to offer you individually customised cutting solutions.

Send your request to: bsbm@braun.at

Drill rigs

The benefits at a glance

- indestructible thanks to robust construction
 - light-wight and maximum performance combined
 - torsion-resistant due to double-column design
 - highly versatile - from plunge saw to circle wire within one drill rig
 - precise, even with large tool drive power and high feed rate
 - individual tool drive possibilities
 - clever mounting possibilities





BBD1WS

usable length 600 mm
weight 17 kg
bit diameter up to Ø 250 mm
incl. drill motor plate BMA 2,5
Art. No.: 001318
incl. clamping support Ø 60 mm
Art.No.: 007523



BBD1WS-D

usable length 600 mm
weight 17 kg
bit diameter up to Ø 250 mm
incl. drill motor plate BMA 2,5
Art. No.: 007094
incl. clamping support Ø 60 mm
Art.No.: 007524



BBD2W

usable length 660-1200 mm
incl. drill motor plate BMA 2,5
weight 22 kg with UL=660 mm
bit diameter up to Ø 500 mm
usable length 660 mm
Art. No.: 001209
usable length 660 mm swivelling
Art. No.: 001315
usable length 800 mm
Art. No.: 001211
usable length 1000 mm
Art. No.: 001212
usable length 1200 mm
Art. No.: 001313



BBD4W

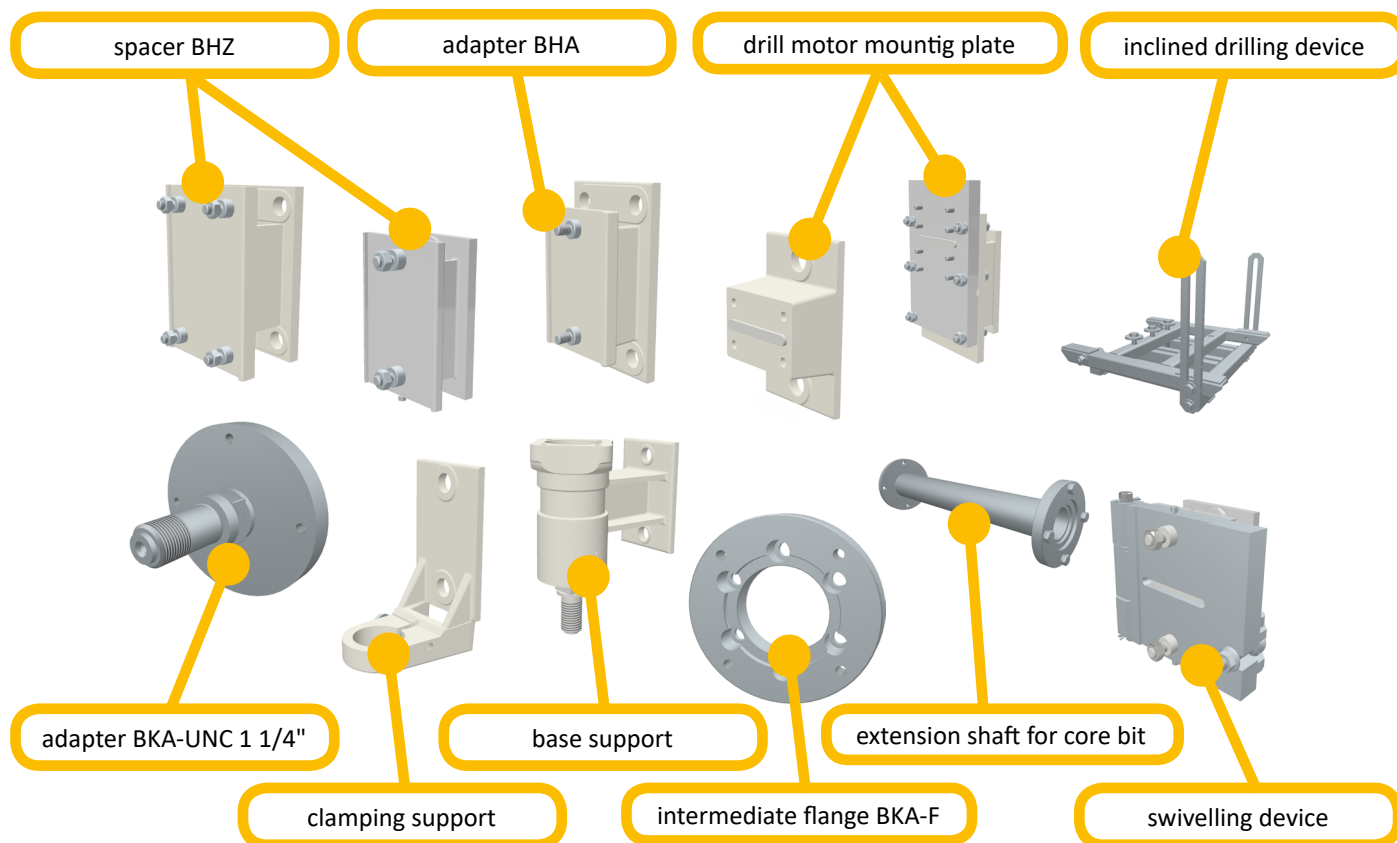
usable length 860-1300 mm
incl. drill motor plate BMA 2,5
weight 39 kg with UL=860 mm
bit diameter up to Ø 600 mm
usable length 860 mm
Art. No.: 001254
usable length 1100 mm
Art. No.: 003526
usable length 1300 mm
Art. No.: 003527



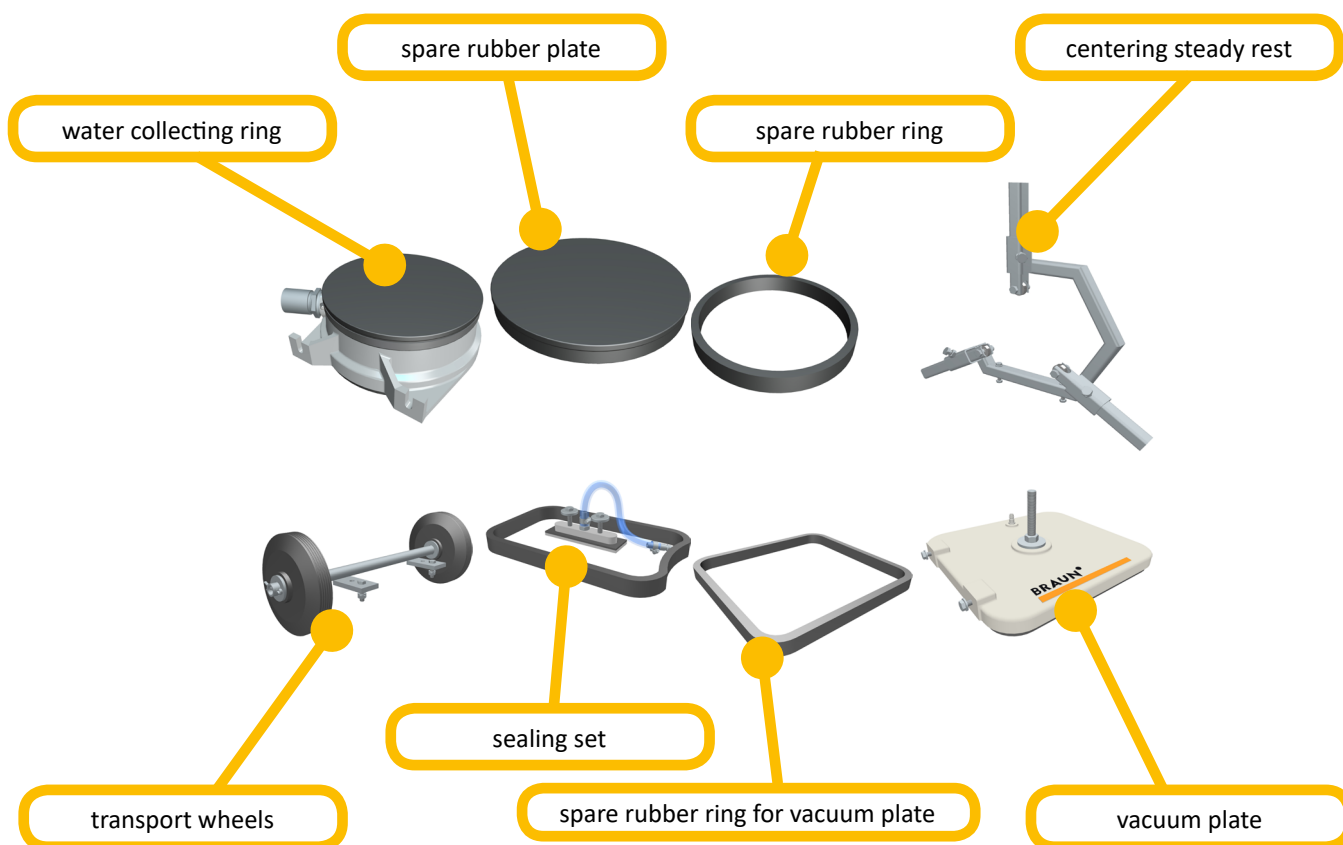
BBD6W

usable length 760-1500 mm

weight 49 kg with UL=760 mm
bit diameter up to Ø 1000 mm
usable length 760 mm
Art. No.: 001261
usable length 1000 mm
Art. No.: 001316
usable length 1200 mm
Art. No.: 001262
usable length 1500 mm
Art. No.: 001317



accessories	BBD1WS BBD1WS-D article number	BBD2W BBD4W article number	BBD6W article number
spacer BHZ spacer for bigger core bits	-	001381	001579
adapter BHA	-	-	001382
drill motor mounting plate BMA 1,5 BMA 2,5 Weka SR 75 Jumbo	003907 - - -	- 001383 018286	- - 018744
inclined drilling device for drill angle up to 45°	-	001326	001327
swivelling device	-	-	007506
extension shaft for core bit BKV-F usable length 500 mm usable length 1000 mm	-	005511 006702	-
intermediate flange BKA-F substitute UNC-thread for core bits bigger than Ø600 mm	-	001388	-
base support for hydraulic motors	-	001359	001360
clamping support Ø60	003493	-	-
adapter BKA-UNC 1 1/4" for direct fixing at hydraulic bearing unit	-	-	001325




accessories	BBD1WS BBD1WS-D article number	BBD2W BBD4W article number	BBD6W article number
water collecting ring B1W/B2W	003870	001330	-
spare rubber plate	003913	001333	-
spare rubber ring	004133	001334	-
centering steady rest for core bits	-	028347	-
vacuum plate B2V	-	001290	-
spare rubber ring for vacuum plate	-	001322	-
sealing set for vacuum plate incl. connection kit for vacuum pump	-	001424	-
transport wheels	-	001324	


We would be glad to offer you individually customised drilling solutions.
Send your request to: bsbm@braun.at

Wire saws

The benefits at a glance

- low wire load thanks to patented wire storage system
 - cost efficient - usable with existing wall saws and drill rigs
 - short set-up times due to quick mounting systems
 - versatile thanks extensive accessories
 - robust and compact design






wire saw unit with wire storage SSP2.0
11 kW
capacity: up to 12 meter of wire
electrically driven
Art. No.: 030049

Set consist of:

- 1x drill rig BBD2W UL=800 mm
- 1x control unit & handpanel with joystick
- 1x set of cables
- 1x electric feed drive unit
- 1x wire drive wheel
- 1x wire storage SSP2.0
- 1x tool drive motor 11kW BSM11-Ti-F
- 1x set safety covers
- 2x swivelling axle 360°

wire saw unit with wire storage SSP12
18 kW
capacity: up to 12 meter of wire
electrically driven
Art. No.: 016709



Set consist of:


- 1x drill rig BBD2W UL=800 mm
- 1x control unit & handpanel with joystick
- 1x set of cables
- 1x electric feed drive unit
- 1x wire drive wheel
- 1x wire storage SSP12
- 1x tool drive motor 18kW BSM18-Ti-F
- 1x set safety covers
- 2x swivelling axle 360°

wire saw unit with wire storage SSP15
18 kW
capacity: up to 20 meter of wire
electrically driven
Art. No.: 016948



Set consist of:


- 1x drill rig BBD4W UL=860 mm
- 1x control unit & handpanel with joystick
- 1x set of cables
- 1x electric feed drive unit
- 1x wire drive wheel
- 1x wire storage SSP15
- 1x tool drive motor 18kW BSM18-Ti-F
- 1x set safety covers
- 2x swivelling axle 360°



wire saw unit with wire storage SSP15
(hydraulic power pack not included)
capacity: up to 20 meter of wire
hydraulically driven
Art. Nr.: 029397

Set consist of:

- 1x drill rig BBD4W UL=860 mm
- 1x control unit & handpanel with joystick
- 1x cable set
- 1x electric feed drive unit
- 1x hydraulic wheeldrive
- 1x wire drive wheel
- 1x wire storage SSP15
- 1x set safety covers
- 2x swivelling axle 360°



wire storage SSP12
for existing drill rigs
capacity: up to 12 meter of wire

Art. No.: 020401

Set consist of:

- 1x rerouting device
- 1x support with pulley holder and guide pulley
- 2x Storage-pulley package SSP12
- 1x set safety covers




wire storage SSP15
for existing drill rigs
capacity: up to 12 meter of wire

Art. No.: 005919

Set consists of:


- 1x rerouting device
- 1x support with pulley holder and guide pulley
- 2x Storage-pulley package SSP15
- 1x set safety covers



wire storage SSP15-WS for
wall saw tracks
for existing BRAUN-wall saws
capacity: up to 18 meter of wire
Art. No.: 007349

Set consist of:

- 2x storage-pulley package SSP15
- 1x bracket for storage-pulley package inclined
- 1x bracket for storage-pulley package straight
- 1x pulley support
- 2x clamps for pulleys
- 1x bracket swivelling axle
- 2x swivelling axle 360°
- 4x guide pulley Ø250
- 1x safety cover for guide pulleys




circle wire saw kit
for existing BRAUN-wall saws

Art. No.: 004522

Set consist of:

- 4x guide pulley Ø250
- 1x bracket with turning unit
- 1x safety covers
- 1x support wheel



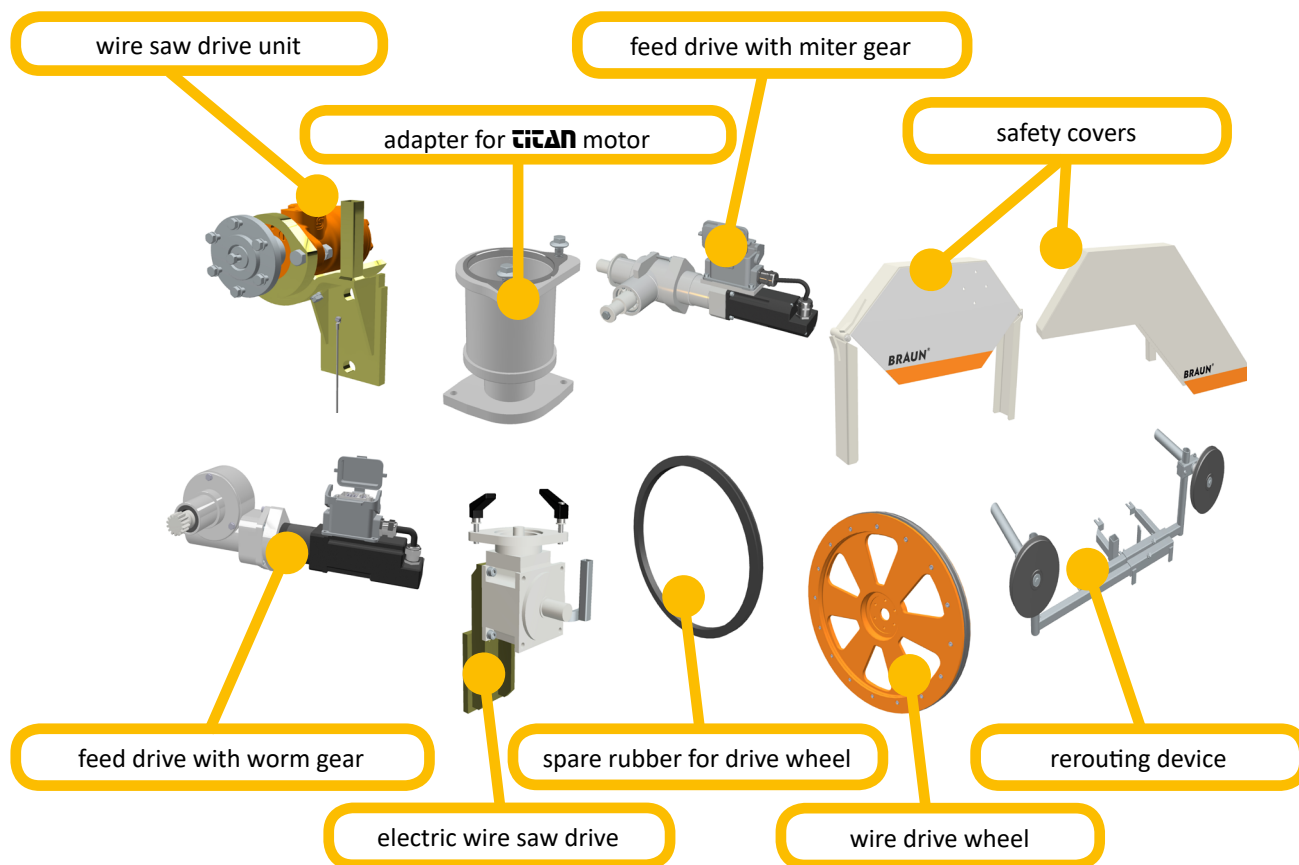
plunge saw kit
for existing BRAUN-wire saws

up to 2,5 m cutting depth

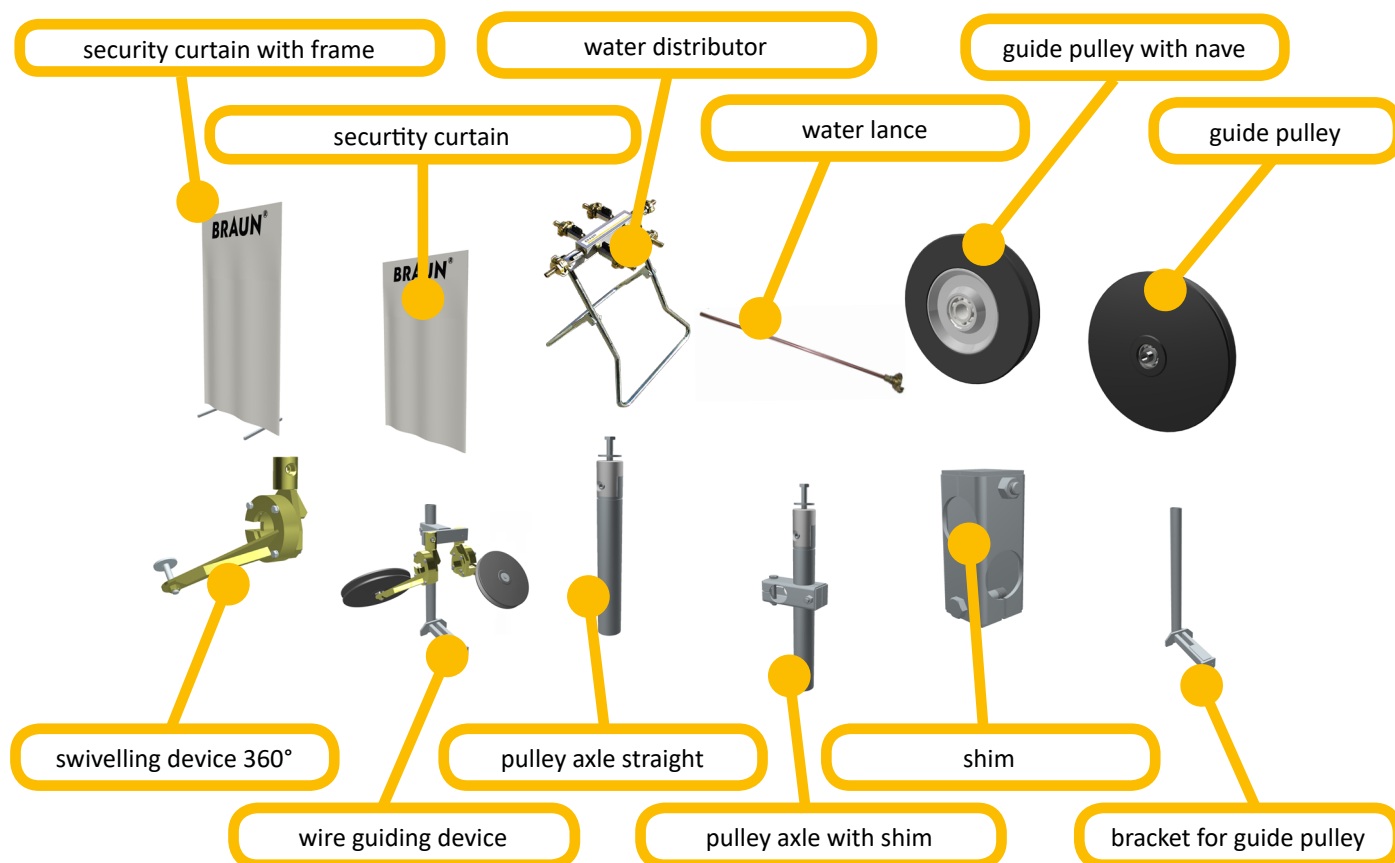
Art. No.: 017355

Set consist of:

- 2x guide pulley Ø250
- 2x swivelling axle 360°
- 2x bracket for guide pulley
- 2x plunge saw bracket with pulley
- 4x shim



accessories	article number
wire saw drive hydraulic motor incl. drive wheel carrier	001808
adapter for CITAN motor connector to use the motor for wire saw	017940
feed drive with miter gear without resolver für SSP2.0	029441
feed drive with miter gear with resolver für SSP12 & SSP15	020199
safety cover for SSP15-WS	018817
safety cover for drive wheel for setting on drill rig	005918
rerouting device for setting on BBD2W & BBD4W	001809
rerouting device for setting on BBD6W	001810
wire drive wheel	000522
spare rubber for drive wheel	000523
electric wire saw drive without HF-motor	014645
feed drive with worm gear without resolver für SSP2.0	027802
feed drive with worm gear with resolver SSP12 & SSP15	017157




accessories	article number
bullet proof security curtain with frame	017828
security curtain	017827
water distributor	007355
water lance	007354
guide pulley with nave Ø200mm	029180
guide pulley with nave Ø250mm	029177
spare body for guide pulley Ø200mm	029178
spare body for guide pulley Ø250mm	029170
guide pulley Ø200mm	009092
guide pulley Ø250mm	000533
bracket for guide pulley	026349
shim	000530
pulley axle straight with shim	005916
pulley axle with tilting head with shim	001811
pulley axle straight	000536
pulley axle with tilting head	005525
wire guiding device	007795
swivelling axle 360°	007767

We would be glad to offer you individually customised drilling solutions.
Send your request to: bsbm@braun.at

Plunge saw

The benefits at a glance

- cutting depth up to 10 meters
 - cutting width up to 1200 mm
 - high cutting accuracy, by specially designed routing bracket
 - can be used with existing drill rigs and existing hydraulic power packs
 - versatile, from drill rig to stich drilling machine





drive unit BTS 8
up to Ø800 mm
hydraulic driven
with toothed-gear motor
Art. No.: 001817
with axial piston motor
Art. No.: 012568

consist of:

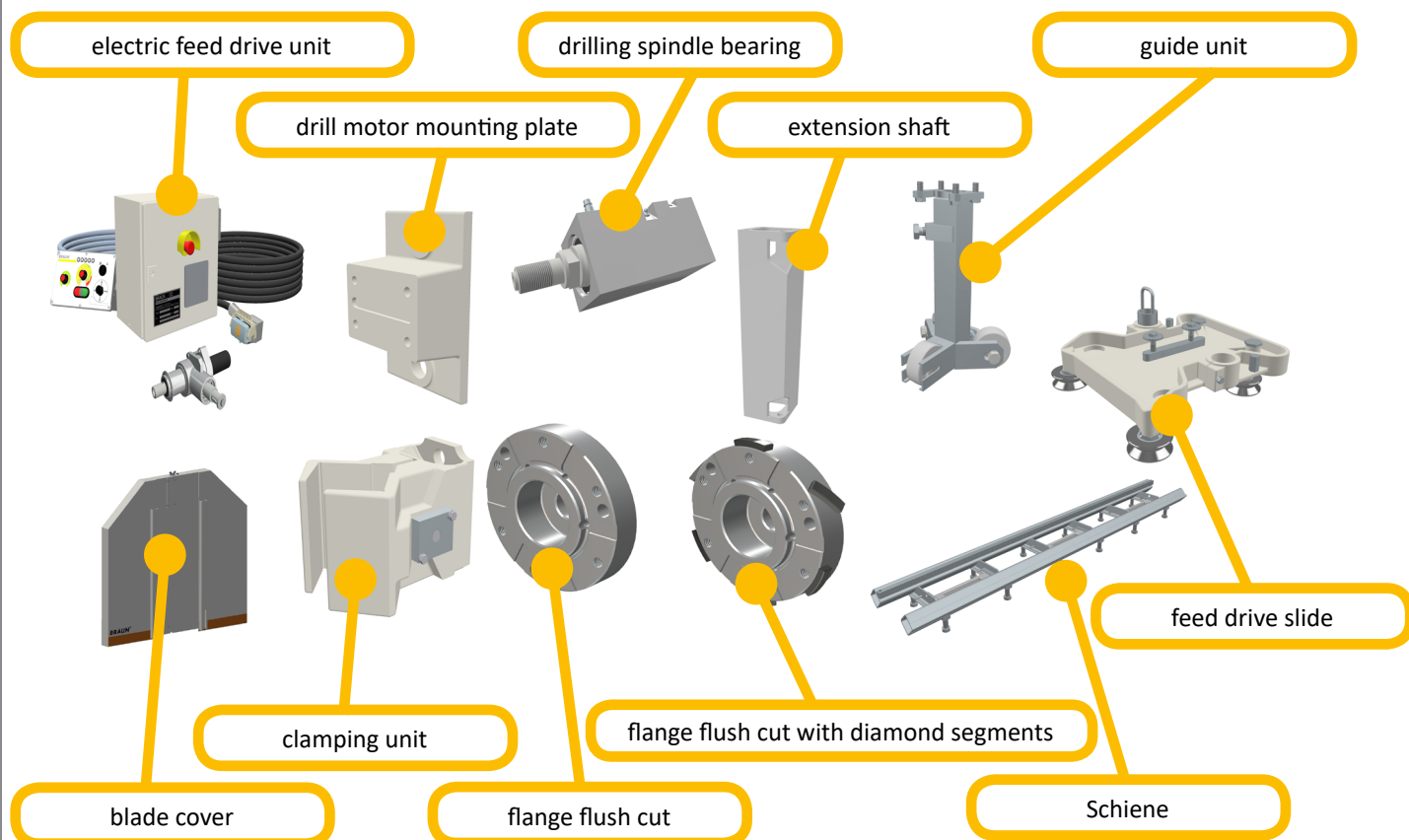
1x angle gear drive
1x motor
1x adapter unit with shim
3x flange normal cut



drive unit BTS 12
up to Ø1200 mm
hydraulic driven
with axial piston motor
Art. Nr.: 001816

consist of:

1x angle drive
1x motor
1x adapter unit with shim
1x 2-speed gear shaft
3x flange normal cut



accessories	article number
drill motor plate BMA-TS	005200
drilling spindle bearing fixing by clamping jaws	000462
extension shaft for drilling spindle bearing	000464
extension shaft L= 500 mm	000465
extension shaft L= 1000 mm	000466
guide unit	000537
flange flush cut with diamond segments	000506
flange flush cut	000501
clamping unit	000467
blade cover BTS Ø800 mm	000518
blade cover BTS Ø1200 mm	000519
feed drive slide	000426
rail L= 750 mm	000428
rail L= 1000 mm	000429
rail L= 1500mm	000430
rail L= 2250mm	000431
electric feed drive unit incl. power pack, gear, motor & cable	032973


We would be glad to offer you individually customised solutions.
Send your request to: bsbm@braun.at

All purpose - modular system

The benefits at a glance

- existing wall saw tracks can be used
 - almost limitless combination possibilities
 - the frame can be sprayed against the ceiling therefore a dowel-free installation is possible
 - universally applicable, for drilling to sawing
 - shortening of assembly time when cutting several openings






BBZ1
modular kit for drilling
track not included
Art. No.: 025461

consist of:

- 1x dowel-base plate
- 1x slide
- 1x support



BBZ2
modular kit for drilling
tracks not included
Art. No.: 025845

consist of:

- 2x dowel-base plate
- 1x connector
- 1x connector plate
- 2x support

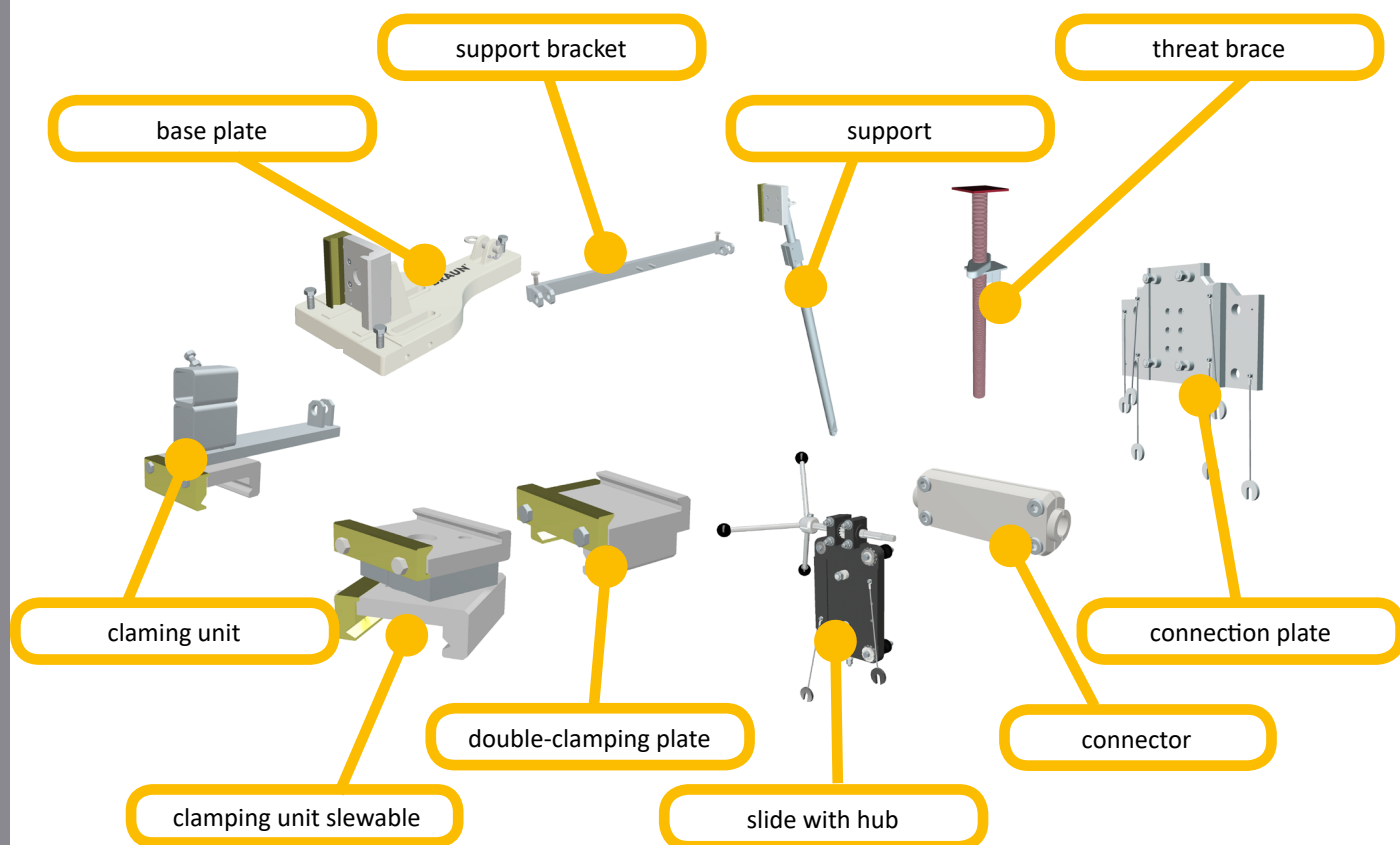
trapezoidal thread on request



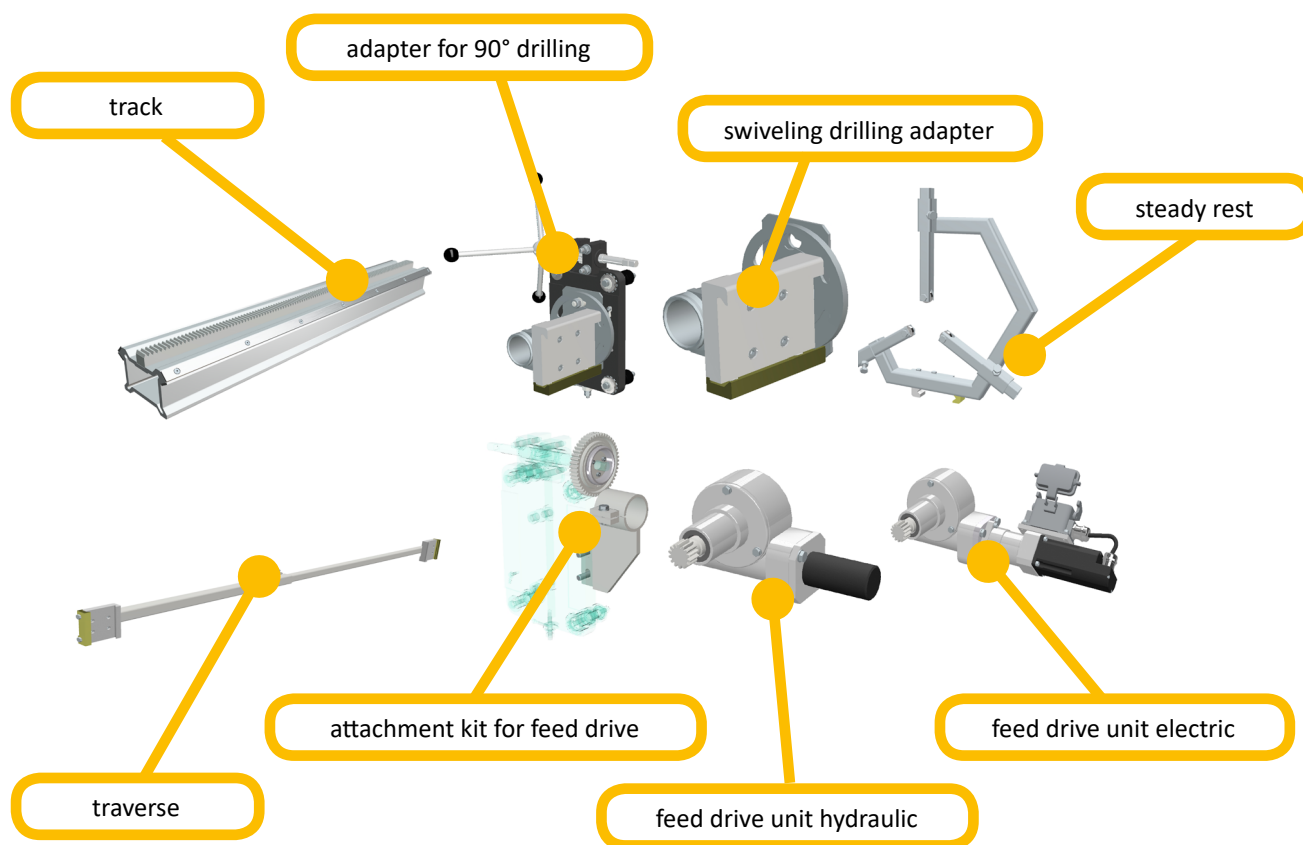
sawing frame
modular kit for sawing
tracks not included
Art. No.: 026713

consist of:

- 2x dowel-base plate
- 2x turning units
- 2x double-clamping plate
- 2x support
- 2x support bracket
- 2x clamping unit
- 2x threat brace
- 1x traverse



accessories	article number
base plate for drilling	024658
base plate for sawing	024659
suppport bracket for sawing	026119
support for sawing and drilling	024548
threat brace L= 650 mm for ceiling support	026706
connection plate BBZ 2 for drilling	026054
Verbindungselement für BBZ 2 for drilling	026047
slide with star-hub	025338
double clamping plate	026624
clamping unit slewable	026448
clamping unit with support connector	026705



accessories	article number
track L= 750 mm	004435
track L= 1000 mm	004436
track L= 1500 mm	004437
track L= 2250 mm	004438
adapter for 90° drilling	028142
swiveling drilling adapter	026806
centering steady rest for core bit	026526
feed drive unit electric with wormgear	026714
feed drive unit hydraulic with wormgear	026562
attachment kit for feed drive	026715
traverse	028896

Further technical details can be found in the respective brochures,
which are available for download on our website.

We would be glad to offer you individually customised solutions.
Send your request to: bsbm@braun.at

Hydraulic power packs & accessories

The benefits at a glance

- applicable thanks to stepless adjustment of flow rate and operating pressure
 - long life time thanks to adjustable axial piston pump
 - very high drive power, thanks to operating pressures up to 260 bar
 - closed oil circuit and high efficiency
 - remote controlled & easy to transport





HAE9(-L)
hydraulic power: 12 kW
oil flow: 40 l/min
air-cooled
Art. No.: 010690
watercooled
Art. No.: 010691

consist of:

1x hydraulic power pack
1x hose package 10 m



HAE22V-0 (F)
aircooled
hydraulic power: up to 26 kW
oil flow: 0 - 60 l/min
Art. No.: 005935
with remote control
Art. No.: 006405

consist of:

1x hydraulic power pack
1x hose package 10 m



HAE26V-0 (F)
watercooled
hydraulic power: up to 30 kW
oil flow 0 - 60 l/min
Art. No.: 010001
with remote control
Art. No.: 010002


consist of:

1x hydraulic power pack
1x hose package 10 m



hydraulic motor RMR



hydraulic motor RE 24



bypass-valve for hydraulic motor RE 24



remote control pump adjustment



reversing valve for RMR motors



adjustable transport handle

accessories	article number
hydraulic motor RMR 50	019075
hydraulic motor RMR 80	019076
hydraulic motor RMR 100	019077
hydraulic motor RMR 160	019078
hydraulic motor RMR 200	019079
hydraulic motor RMR 250	019080
hydraulic motor RMR 315	019081
reversing valve for RMR motors incl. overpressure valve	012085
hydraulic motor RMS 200	019082
hydraulic motor RMS 250	019083
hydraulic motor RMS 315	019084
hydraulic motor RE 24	004401
bypass-valve for hydraulic motor RE 24	006606
adjustable transport handle for HAE22 & HAE26	011789
remote control pump adjustment for HAE22-V0 & HAE26-V0 retrofit kit	006026

We would be glad to offer you individually customised solutions.
Send your request to: bsbm@braun.at